





District Health Assessment for Multiple District 13 through December 2025

		Clubs							Membership							Member Strength		Cancellation		Reports			Finance	Leadership			
District Name	Status/ Number of Months in Status *	Active Clubs	Clubs in Status Quo	Total Clubs	% Status Quo Clubs in Financial Suspension	New Clubs	Cancelled Clubs	YTD Net Club Gain/Loss	Current Members In Active Clubs	Current Members In Status Quo Clubs	Current Total Members Count	YTD Add	YTD Drop	YTD NetGrowth (includes Active and Status Quo)	YTD NetGrowth% (includes Active and Status Quo)	Member Count 12 Months Ago	Average Member Count Per Club	% of Clubs with less than 20 members	Average Cancelled Club Age	Members Lost Due to Cancelled Clubs	% of Clubs Reporting Service	% No MMR in 3 Months	% No Officer Report in 12 months	% of Clubs with balance 90+ days	Number of Zone Chairs Recorded	Number of Region Chairs Recorded	District Officers Vacancies **
13 OH1		48	0	48	0%	0	0	0	1313	0	1313	29	50	-21	-1.57%	1,351	27	44%	0	0	100%	67%	0%	6%	8	3	
13 OH2		52	0	52	0%	0	1	-1	1569	0	1569	52	85	-33	-2.06%	1,634	30	29%	82	5	75%	44%	6%	15%	1	0	GMT
13 OH3		48	0	48	0%	0	0	0	1253	0	1253	64	88	-24	-1.88%	1,316	26	46%	0	0	100%	50%	0%	8%	0	0	
13 OH4	T(7)	48	0	48	0%	0	0	0	1182	0	1182	48	100	-52	-4.21%	1,253	25	42%	0	0	100%	31%	2%	2%	9	0	
13 OH5	T(7)	45	0	45	0%	0	3	-3	1187	0	1187	65	83	-18	-1.49%	1,247	26	36%	70	13	58%	42%	0%	7%	7	0	
13 OH6		52	0	52	0%	0	0	0	1382	0	1382	50	83	-33	-2.33%	1,414	27	42%	0	0	92%	46%	0%	21%	8	2	
13 OH7	T(24)	46	0	46	0%	0	0	0	1115	0	1115	68	71	-3	-0.27%	1,157	24	43%	0	0	80%	52%	0%	11%	7	0	
		339	0	339	0%	0	4	-4	9001	0	9001	376	560	-184	-2.00%	9,372	27	40%	73	18	87%	47%	1%	10%	40	5	




District Health Assessment for Multiple District 14 through December 2025

		Clubs							Membership							Member Strength		Cancellation		Reports			Finance	Leadership			
District Name	Status/ Number of Months in Status *	Active Clubs	Clubs in Status Quo	Total Clubs	% Status Quo Clubs in Financial Suspension	New Clubs	Cancelled Clubs	YTD Net Club Gain/ Loss	Current Members In Active Clubs	Current Members In Status Quo Clubs	Current Total Members Count	YTD Add	YTD Drop	YTD NetGrowth (includes Active and Status Quo)	YTD NetGrowth% (includes Active and Status Quo)	Member Count 12 Months Ago	Average Member Count Per Club	% of Clubs with less than 20 members	Average Cancelled Club Age	Members Lost Due to Cancelled Clubs	% of Clubs Reporting Service	% No MMR in 3 Months	% No Officer Report in 12 months	% of Clubs with balance 90+ days	Number of Zone Chairs Recorded	Number of Region Chairs Recorded	District Officers Vacancies **
14 A	T(7)	50	2	52	100%	2	2	0	1206	66	1272	81	76	5	0.39%	1,249	24	48%	52	25	29%	54%	2%	13%	0	0	
14 B	T(24)	26	0	26	0%	0	1	-1	576	0	576	29	40	-11	-1.87%	565	22	46%	45	13	81%	38%	0%	12%	5	0	1st VDG
14 C	T(24)	42	0	42	0%	0	1	-1	1141	0	1141	53	79	-26	-2.23%	1,164	27	43%	49	16	76%	26%	0%	2%	7	0	
14 D	T(24)	43	0	43	0%	1	0	1	1163	0	1163	73	100	-27	-2.27%	1,194	27	37%	0	0	81%	44%	2%	5%	5	0	
14 E	T(24)	27	0	27	0%	0	0	0	649	0	649	12	28	-16	-2.41%	679	24	44%	0	0	48%	44%	0%	7%	3	0	
14 F	T(24)	34	0	34	0%	0	1	-1	860	0	860	26	62	-36	-4.02%	906	25	41%	74	26	26%	56%	0%	18%	0	0	2nd VDG,GST
14 G		52	0	52	0%	0	0	0	1473	0	1473	57	53	4	0.27%	1,461	28	38%	0	0	77%	54%	10%	15%	6	0	
14 H	T(24)	26	0	26	0%	0	0	0	603	0	603	15	26	-11	-1.79%	624	23	50%	0	0	23%	58%	8%	4%	0	0	1st VDG,2nd VDG
14 J	T(24)	25	0	25	0%	0	1	-1	685	0	685	18	26	-8	-1.15%	700	27	48%	96	10	24%	72%	0%	20%	6	0	1st VDG,2nd VDG
14 K	T(24)	25	0	25	0%	0	1	-1	681	0	681	23	33	-10	-1.45%	702	27	32%	102	8	56%	44%	0%	16%	7	0	1st VDG,2nd VDG
14 L	T(24)	34	0	34	0%	0	0	0	751	0	751	48	57	-9	-1.18%	785	22	47%	0	0	94%	35%	0%	12%	3	0	2nd VDG
14 M	T(24)	41	0	41	0%	0	0	0	947	0	947	26	60	-34	-3.47%	993	23	54%	0	0	68%	56%	2%	10%	6	2	1st VDG,2nd VDG
14 N	T(24)	36	0	36	0%	1	2	-1	937	0	937	51	43	8	0.86%	927	26	42%	11	6	61%	28%	0%	11%	9	5	1st VDG,2nd VDG
14 P	T(24)	32	0	32	0%	0	1	-1	847	0	847	25	43	-18	-2.08%	889	26	41%	101	2	78%	44%	0%	16%	6	1	2nd VDG
14 T	T(24)	34	0	34	0%	0	0	0	1042	0	1042	48	85	-37	-3.43%	1,110	31	24%	0	0	74%	26%	0%	24%	6	0	
14 U	T(24)	26	0	26	0%	0	0	0	789	0	789	23	46	-23	-2.83%	839	30	31%	0	0	65%	50%	4%	12%	6	0	2nd VDG



District Health Assessment for Multiple District 14 through December 2025

		Clubs							Membership							Member Strength		Cancellation		Reports			Finance	Leadership			
District Name	Status/ Number of Months in Status *	Active Clubs	Clubs in Status Quo	Total Clubs	% Status Quo Clubs in Financial Suspension	New Clubs	Cancelled Clubs	YTD Net Club Gain/Loss	Current Members In Clubs	Current Members In Status Quo Clubs	Current Total Members Count	YTD Add	YTD Drop	YTD NetGrowth (includes Active and Status Quo)	YTD NetGrowth% (includes Active and Status Quo)	Member Count 12 Months Ago	Average Member Count Per Club	% of Clubs with less than 20 members	Average Cancelled Club Age	Members Lost Due to Cancelled Clubs	% of Clubs Reporting Service	% No MMR in 3 Months	% No Officer Report in 12 months	% of Clubs with balance 90+ days	Number of Zone Chairs Recorded	Number of Region Chairs Recorded	District Officers Vacancies **
14 W	T(24)	23	0	23	0%	0	1	-1	585	0	585	33	15	18	3.17%	567	25	48%	90	0	61%	39%	0%	4%	6	0	
		576	2	578	100%	4	11	-7	14935	66	15001	641	872	-231	-1.52%	15,354	26	42%	62	106	61%	45%	2%	12%	81	8	




District Health Assessment for Multiple District 24 through December 2025

District Name	Status/ Number of Months in Status *	Clubs							Membership							Member Strength		Cancellation		Reports			Finance	Leadership			
		Active Clubs	Clubs in Status Quo	Total Clubs	% Status Quo Clubs in Financial Suspension	New Clubs	Cancelled Clubs	YTD Net Club Gain/Loss	Current Members In Active Clubs	Current Members In Status Quo Clubs	Current Total Members Count	YTD Add	YTD Drop	YTD NetGrowth (includes Active and Status Quo)	YTD NetGrowth% (includes Active and Status Quo)	Member Count 12 Months Ago	Average Member Count Per Club	% of Clubs with less than 20 members	Average Cancelled Club Age	Members Lost Due to Cancelled Clubs	% of Clubs Reporting Service	% No MMR in 3 Months	% No Officer Report in 12 months	% of Clubs with balance 90+ days	Number of Zone Chairs Recorded	Number of Region Chairs Recorded	District Officers Vacancies **
24 C		50	0	50	0%	0	0	0	1271	0	1271	84	58	26	2.09%	1,241	25	42%	0	0	74%	40%	2%	22%	10	0	GST
24 I		75	0	75	0%	0	3	-3	1550	0	1550	106	106	0	0.00%	1,601	21	63%	67	9	69%	53%	4%	9%	16	0	
24 L		78	0	78	0%	0	0	0	2182	0	2182	105	136	-31	-1.40%	2,184	28	46%	0	0	95%	44%	0%	10%	14	5	
		203	0	203	0%	0	3	-3	5003	0	5003	295	300	-5	-0.10%	5,026	25	51%	67	9	80%	46%	2%	13%	40	5	



District Health Assessment for Multiple District 29 through December 2025

		Clubs							Membership							Member Strength		Cancellation		Reports			Finance	Leadership			
District Name	Status/ Number of Months in Status *	Active Clubs	Clubs in Status Quo	Total Clubs	% Status Quo Clubs in Financial Suspension	New Clubs	Cancelled Clubs	YTD Net Club Gain/Loss	Current Members In Active Clubs	Current Members In Status Quo Clubs	Current Total Members Count	YTD Add	YTD Drop	YTD NetGrowth (includes Active and Status Quo)	YTD NetGrowth% (includes Active and Status Quo)	Member Count 12 Months Ago	Average Member Count Per Club	% of Clubs with less than 20 members	Average Cancelled Club Age	Members Lost Due to Cancelled Clubs	% of Clubs Reporting Service	% No MMR in 3 Months	% No Officer Report in 12 months	% of Clubs with balance 90+ days	Number of Zone Chairs Recorded	Number of Region Chairs Recorded	District Officers Vacancies **
29 L	T(24)	47	0	47	0%	1	0	1	929	0	929	89	71	18	1.98%	920	20	57%	0	0	98%	49%	9%	0%	5	0	
29 C	T(24)	38	1	39	100%	0	2	-2	758	12	770	26	35	-9	-1.16%	810	20	54%	65	13	26%	72%	31%	23%	9	0	1st VDG,2nd VDG,GMT,GST
29 I		53	0	53	0%	0	1	-1	1316	0	1316	67	99	-32	-2.37%	1,396	25	47%	12	5	57%	38%	0%	0%	9	0	1st VDG
		138	1	139	100%	1	3	-2	3003	12	3015	182	205	-23	-0.76%	3,126	22	53%	47	18	62%	51%	12%	6%	23	0	

* - District Status: P - Provisional, T - Transitional.
** - District Officers Vacancies: DG - District Governor, 1st VDG - First Vice District Governor, 2nd VDG - Second Vice District Governor.